

Wireless Low Power Transceiver RF Module (ISM Band System)



Version History

Version	Date	Changes
V1.01	May.22,2008	1 st . Edition
V1.02	Jun.12,2008	2 nd . Edition

Key Feature

- UHF Wireless Data Transceiver
- RF Output Power Up To 16mW
- Sensitivity Up To -110dBm
- Low Power Consumption
- Supply 2.1 to 3.6V supply
- SPI Micro-controller Interface
- Transceiver Data Rate 2Kbps~150Kbps (FSK)
- Built-in Programmable Passband Filter up to 900KHz

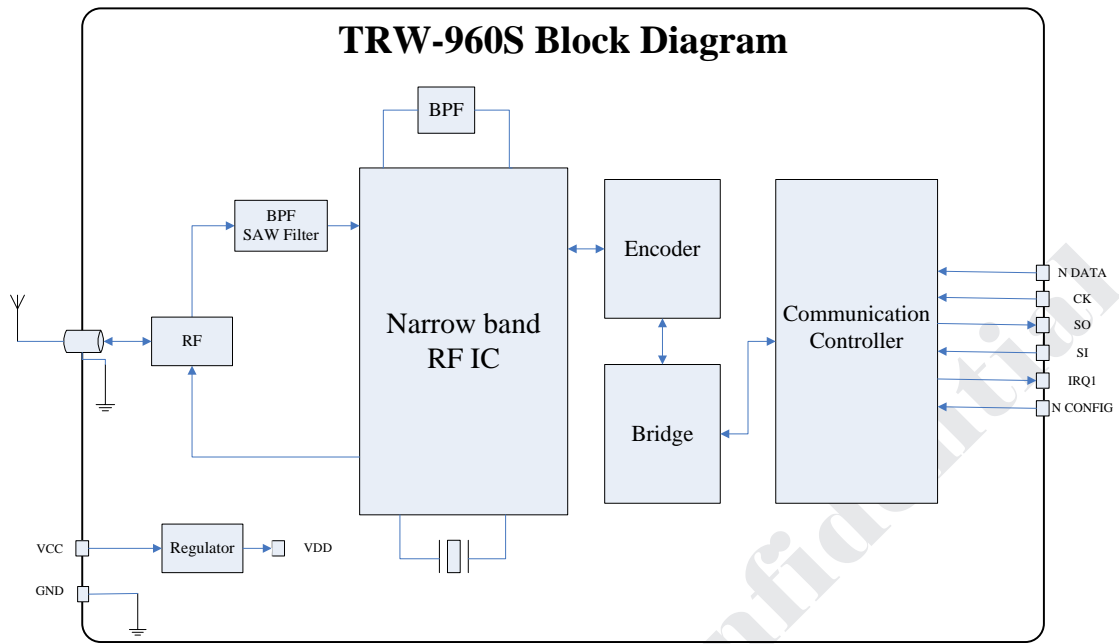
Application

- Wireless Alarm and Security System
- Wireless Networks
- Wireless Remote Control
- Remote Keyless Entry
- Multi-Channel Home Automation Standards
- Industrial monitoring and control
- Active RFID
- RFID Base Station Transmitter

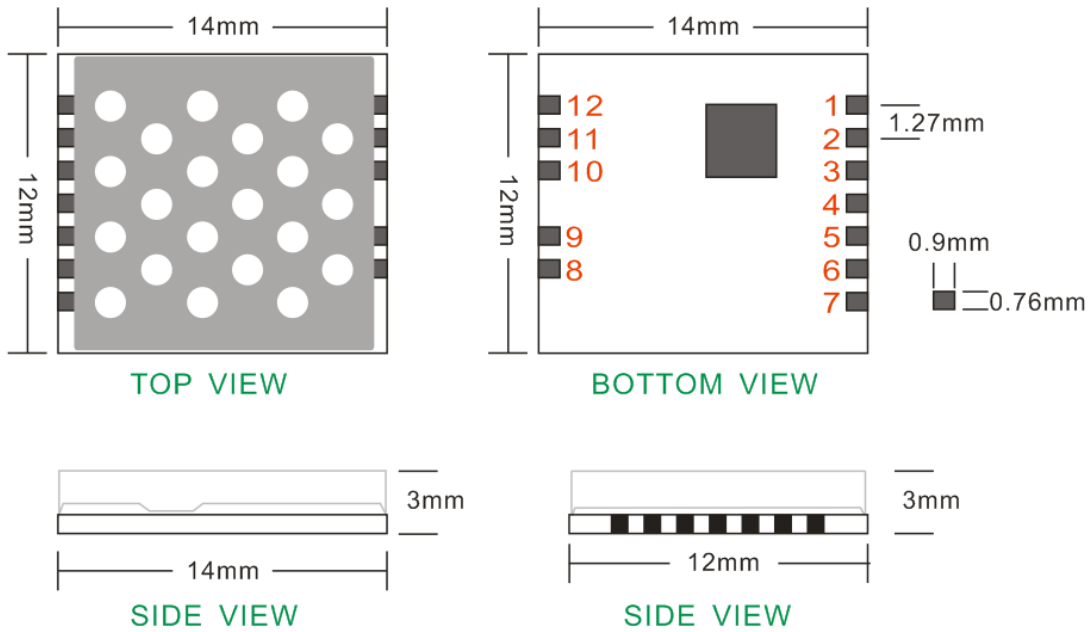
Characteristic

Parameter	Min	Type	Max	Unit	Condition
Operating Condition					
Operating Temperature Range	-10		+70	°C	
Operating Supply Voltage	2.1		3.6	V	
Current Consumption					
Rx Mode				mA	
Tx Mode				mA	
Sleep Mode				µA	
Standby Mode				µA	
RF Characteristic					
Frequency Range	868		960	MHz	
Data Rate	2		150	Kbps	
Tx Output Power	0		16	mW	
Rx Sensitivity			-110	dBm	
Modulation		FSK			
Other					
Soldering Profile			200	°C	
ESD			500	V	

Block Diagram



View



Pin Assignment

Pin	Function	I/O	Description
1	CK	I	SPI Clock 輸入
2	SO	O	RF 串列資料輸出 (SPI O)
3	SI	I	RF 串列資料輸入 (SPI I)
4	GND	I	電源負極
5	N CONFIG	I	SPI CONFIG (Hi=開, Lo=關)
6	IRQ1	O	中斷輸出
7	N DATA	I	SPI DATA (Hi=開, Lo=關)
8	VDD	I	電源正極
9	VSS	I	電源負極
10	GND	I	電源負極
11	ANT	O	ANT
12	GND	I	電源負極